

APPLICATION PROCESS

The FET course options:

Visual Arts

OR

Design

FOR GRADE 10 and 11

IN 2023

Vredenhof, Keurboom Road, Newlands, 7708

Tel: 021 683 2720

Fax: 021 683 1297

www.pcac.co.za

Application Requirements AND Tick List

All applicants must submit the following to the Peter Clarke Art Centre:

		YES	NO
1	The official application form completed by the parents/guardians that must be stamped and signed by the feeder school principal as an endorsement		
2	A once off non-refundable application fee of R250		
3	Certified copy of both parents' or guardians' ID documents		
4	Certified copy of both parents' or guardians' proof of address		
5	School report – Grade 9 term 3 or latest report		
6	THREE Grade 10 ADMISSION PORTFOLIO TASKS for 2023		

Closing date for 2023 applications will be 28 October 2022.

A. Course Structure and Attendance

- All classes are held in the afternoons from 15h15 – 17:15 pm.
- Attendance at all lessons is imperative, *even during school examinations!*

Class	Days	Times
GRADE 10 Practical and Theory	Wednesday	15h15 – 17h15 pm
GRADE 11 Practical and Theory	Thursday and Friday	15h15 – 17h15 pm
GRADE 12 Practical and Theory	Monday and Tuesday	15h15 – 17h15 pm

B. School Fees

- School fees, as determined by the Governing Body of the Peter Clarke Art Centre, are compulsory!
School fees for 2023 will be R550 per term.
- Our excellent library, with photocopy facilities, is available to all Grade 10 – 12 learners.
Annual Library fee for 2023 will be R210.
Tags for photocopying and printing will be issued to all learners. Price for copies and prints as follows:
Black and White A4 @ R1.00 and A3 @ R1.50; Colour A4 @ R5.00 and A3 @ R7.00.
Onus will be on learners to have funds loaded onto the tags.
- **An annual studio fee of R200 is applicable to all Photography and Product Design learners.**
- Subject specific material kits will be made available once learners are placed in their respective subject classes.
The price of these kits will be communicated at the time.

C. Outings

There may be educational outings during the term. While the Peter Clarke Art Centre will as far as possible ensure the safety of our learners, we cannot accept responsibility for the loss, damage or injury which may take place during such an outing. Attendance implies consent.

D. GRADE 10 ADMISSION PRACTICAL PORTFOLIO TASKS FOR 2023

Dear Applicant

Thank you for your interest in the subjects offered by the Peter Clarke Art Centre.

We offer FET Visual Art and FET Design as a 7th or 8th subject at our wonderful art centre.

We are a specialized school and therefore offer three Visual Art and three Design subjects. You can only choose one subject in the end.

To have the best chance of judging you on merit, we need to see an appropriate portfolio of your own work in the format of **THREE** completed prescribed practical tasks.

We must emphasise that the portfolio should consist of your own original art works and that nobody should help you with the interpretation or execution of the required projects. We want to test you on your own ability to interpret the instructions and the degree to which you are capable of autonomous and self-reliant problem solving.

PORTFOLIO PRACTICAL TASKS

- Portfolio requirements for all the subjects are the same. All applicants are required to complete all the tasks for the chosen subject(s).
- The tasks integrate the necessary skills and abilities for all subjects in Visual Art and Design. Each task will reveal your level of skill in all the various aspects as they pertain to the different fields and to entry level standards.
- The individual tasks are explained on the pages to follow. For a strong application, ensure that you comply strictly with the requirements of the tasks.
- Please do not include any drawings that were copied or traced from photographs.
- The portfolio tasks will be assessed by the relevant teacher(s) in the fields of study. Assessors will make the best decision regarding your final subject placement guided by your completed tasks.
- Placement: Your 1st choice, below, will be taken into consideration first, however, should your chosen class be full, PCAC will revert to you 2nd or 3rd choices.

SUBJECT CHOICES

Please indicate your first choice of study by writing a "1" in the appropriate box. Indicate a second, third, fourth, fifth or sixth choice by writing a "2, 3, 4, 5 or 6" in the appropriate box. You need to complete a minimum of **THREE** portfolio tasks

FET VISUAL ART	No.	FET DESIGN	No.
DRAWING & MIXED MEDIA		SURFACE	
PAINTING & MIXED MEDIA		PRODUCT	
PHOTOGRAPHY		VISUAL COMMUNICATION	

Visual Arts Options offered by the Peter Clarke Art Centre

WCED Subject: Visual Arts

Learning Outcomes: Visual Arts

Topic 1: Conceptualising

Topic 2: Making

Topic 3: Visual Culture Studies

Moderation at the end of Grade 12 will be based on a portfolio of work, sourcebooks and a final Grade 12 external Practical and Theory examination.

Drawing and Mixed Media

Includes but is not limited to:

- The creation of art works that develop technical skill and conceptual abilities.
- The exploration of a variety of drawing media – both wet and dry.
- Drawing using observational, illustrative and imaginative skills.
- Mixed media and printmaking as part of the drawing process.

Painting and Mixed Media

Includes but is not limited to:

- Painting and Drawing on 2D and 3D surfaces, as well as interactive art works.
- Mixed Media: painting, drawing, collage, printmaking.
- Basic drawing as a preparatory process.
- Conceptual thinking and visual problem solving.

Darkroom and Digital Photography

Includes but is not limited to:

- Creative black and white photography, hand processing and printing in the darkroom.
- Emphasis on camera and printing technique, planning and presentation.
- Introduction to digital photography and image editing.
- Conceptual thinking and observational skills.

Visual Culture Studies (Compulsory for all Visual Arts Options)

Includes but is not limited to:

- The study of South African and Global Art forms both past and present.
- The development of writing, analytical, research and critical thinking skills.

TASK 1 | VISUAL ART: DRAWING & MIXED MEDIA

Materials needed:

2B and 6B graphite pencil

Instructions:

1. Choose between **Task 1** OR **Task 2**.
2. Observe and draw shape and proportion.
3. Use tone to show light & shadow and form.
4. Explore mark-making to show texture.
5. Draw on **suitable paper of your choice**.

ASSESSMENT	
Sensitivity to media and mark-making	/10
Observation and use of tone	/10
Shape and proportion	/10
Overall impression	/10
TOTAL	/40

TASK 1: Draw your hand



OR

TASK 2: Draw your shoes



Remember to write your name and surname on the back of your drawing and to add it to this application.

TASK 2 | VISUAL ART: PAINTING & MIXED MEDIA

Materials needed:

Watercolour paints, colour pencils and brushes

Flower or leaf from your garden

ASSESSMENT

Observation and use of tone and colour	/10
Shape and proportion	/10
Sensitivity to media and use of brush mark	/10
Overall impression	/10
TOTAL	/40

Instructions:

1. Paint a detailed and accurately observed copy of the botanical studies provided or a leaf and flower from your garden.
2. Observe and paint shape and proportion.
3. Use colour and tone to show light, shadow and form.
4. Explore different brush marks to show texture and detail.
5. Paint on **suitable paper of your choice**.



Remember to write your name and surname on the back of your painting and to add it to this application.

TASK 3 | VISUAL ART: DARKROOM AND DIGITAL PHOTOGRAPHY

Materials needed:


Cell phone camera
Lighting (lamp, flashlight, etc. as needed)
Props where appropriate

Instructions:

Choose TWO of the still-life artworks below to recreate and photograph. Print the photos.

Tips:

1. Display and arrange objects that are similar to those in the artworks regarding size, shape, and colour.
2. Closely observe the lighting in the artwork and replicate it.
3. Consider the composition and compose/frame your photograph appropriately.
4. Do **NOT** edit your photos.



Remember to write your name and surname on the back of your printed photographs and to add it to this application.

Design Options offered by the Peter Clarke Art Centre

WCED Subject: Design

Learning Outcomes: Design

Topic 1: The Design Process

Topic 2: The Design Product

Topic 3: Design in Context

Moderation at the end of Grade 12 will be based on a portfolio of work, workbooks and a final Grade 12 external Practical and Theory examination.

Surface Design

Includes but is not limited to:

- The creation of decorative surfaces through the experimentation with colour, shape, composition, repeat pattern and form applied to paper and textiles.
- The creation of interior and fashion textiles.
- Developing entrepreneurial skills.

Product Design

Includes but is not limited to:

- Solving 3D conceptual and technical problems through the use of wood, clay, paper and other materials.
- Skills training with various power tools for product manufacture (furniture, architectural models etc.).
- Craft and entrepreneurship – preparing learners for further study in design.
- Looking at the relationship between people and objects, as well as, personal and public space.

Communication Design

Includes but is not limited to:

- Typography: type layout and composition.
- Illustration: drawing, colour work and image sourcing.
- Packaging and advertising.
- Conceptual thinking: problem solving, stylisation and word – image association.

Design in Context (Compulsory for all Design Options)

Includes but is not limited to:

- The study of South African and Global Design forms both past and present.
- The development of writing, analytical, research and critical thinking skills.

TASK 4 | DESIGN: SURFACE DESIGN

Materials needed:

2B and 6B graphite pencil

Colour pencils, paint, COPIC markers, any other colour medium

Different types of paper.

ASSESSMENT	
Line, colour and texture	/15
Pattern, rhythm and movement	/15
Overall impression	/10
TOTAL	/40

Instructions:

1. Create a mandala design on **suitable paper of your choice**.
2. Include your name as a decorative component.
3. Use paper as a decorative component.
4. Use cold colours with one warm colour accent as a colour scheme.
5. Include patterns.



Remember to write your name and surname on the back of your mandala design and to add it to this application.

TASK 5 | DESIGN: PRODUCT DESIGN

Materials needed:

Magazine paper

Wool or twine

Masking tape or cello tape.



2B and 6B pencil

ASSESSMENT

Shape, form and proportion	/10
Observation, mark-making and use of tone	/10
Neatness and durability	/10
Overall impression	/10
TOTAL	/40

Instructions:

1. Design a 3-D chair prototype from magazine paper, wool or twine and masking tape or cello tape.
2. The chair must **NOT** be bigger than 10 x 10 x 10cm.
3. Be original in folding, crumpling or manipulating the paper.
4. Draw the chair from **three** different angles on **suitable paper of your choice**.
5. Submit your prototype chair with your booklet.



Remember to write your name and surname on the back of chair drawings and the chair and to add it to this application.

TASK 6 | DESIGN: Visual Communication

Materials needed:

Any colour medium

Fine liner

Pencil

Instructions:

1. Design a new **BADGE** for a space tourism company.
2. Design a **TOTE BAG** for the space tourism company.
3. Illustrate your rough sketches/ideas on suitable paper of your choice, to illustrate your thought process.
4. Your final neat **BADGE** and **TOTE BAG** design must be done on suitable paper of your choice.

ASSESSMENT

Idea generation	/10
Badge: elements & principles of design	/10
Bag: pattern, rhythm and composition	/10
Overall impression	/10
TOTAL	/40



Remember to write your name and surname on the back of your rough drawings and final designs. Add it to this application.

FOR OFFICE USE ONLY:

ACC NO:.....

APPLICATION FEE: TERM FEE:

LIBRARY FEE: REC BATCH:

Application Form: 2023



Subject: Visual Arts / Design

Grade 10 / Grade 11 (Please circle which Subject and Grade)

To be completed by the Learner:

Surname: Name:

School next year: Date of Birth: / /

Cell number: Email:

Did you attend Peter Clarke Art Centre in Grade 8 or 9 as part of your school programme? YES NO

To be completed by Parents/ Guardians:

Parent 1/Guardian 1:

Surname: Name: Title:

Physical Address:
..... Postal Code:

ID Number: Signature:

Phone: Home: Cell:

Work: E-mail:

Company: Occupation:

Parent 2/ Guardian 2:

Surname: Name: Title:

Physical Address:
..... Postal Code:

ID Number: Signature:

Phone: Home: Cell:

Work: E-mail:

Company: Occupation:

Please State: (if applicable)

Special Needs of learner:

Health / Learning Requirements:

Accounts:

PCAC does not send accounts. We ask that the fees be paid at the beginning of each term. However, should the account be outstanding, a statement will be sent to you at an admin fee of R25.

Please supply a postal and email address to which the account must be sent:

Surname: Name: Title:
Postal Address:
..... Postal Code:
E-mail Address:

Course Options and Ethics for learners:

I have read through this entire application document including the information sheet, "Course Options offered at the PCAC", as well as, the "Ethics for learners". I am therefore aware of the regulations regarding Visual Arts and Design at the PCAC and the implications this will have on my child/ward.

Fees: PLEASE NOTE THAT WE ARE A CASHLESS INSTITUTION.

Fees are payable UPFRONT PER TERM and can be paid by card in the office or via EFT using the learner's name and surname as our reference. Please email proof of payment to info@pcac.co.za.

Direct Deposit/ Internet Banking:

Standard Bank – Claremont

Branch Code: 025109

Account Number: 072 511 591

- I agree to pay the non-refundable application fee when applying.
- I agree to pay the fees as determined by the Governing Body of the PCAC.
- I agree to pay the library fee as determined by the Governing Body of the PCAC.
- I agree to pay the studio fee as determined by the Governing Body of the PCAC.
- I agree to purchase the subject specific material kit from the PCAC which my child/ward will need for the course he/she will study which is payable upfront and can be paid by card at the office or via eft. I will provide proof of payment once done.

Signature: parent/guardian 1.....parent/guardian 2.....

Name and Surname in Block Letters:

Indemnity:

I fully understand and accept that all activities shall be participated in and undertaken at my child's/ward's own risk and on behalf of myself, my executors, my wife / husband/ partner and child/ ward aforesaid, I hereby indemnify the Principal, Staff, and members of the Governing Body against any or all claims whatsoever that may arise in connection with the loss of or damage to the property or injury to the person of my child/ward aforesaid in the course of his / her activities at PCAC, including outings when my child/ ward is transported by a staff member / parent/ guardian of the PCAC / organised transport.


Signature: Date:

To be completed by your School Principal:

I have no objection to this application and have advised the learner as to the subject-groups and matric exemption.

Signature: Date:

School Stamp and Contact Details:



Ethics for staff, learners and parents:

The following should govern the basis of all relationships at the Peter Clarke Art Centre:

Dedication ◦ Enthusiasm ◦ Tolerance ◦ Approachability ◦ Openness to change ◦ Respect
Pursuit of Creativity ◦ Positive attitude ◦ Honesty ◦ Transparency ◦ Non-judgemental attitude
Humour and a sense of fun ◦ Striving for excellence ◦ Responsibility ◦ Support and understanding

Ethics for learners:

- Art as a school subject takes precedence over extra mural activities such as sport, cultural activities and detention.
- PCAC lessons continue during school examinations and learners are expected to be present for all classes during this period.
- An absentee note is required should a learner be absent from a lesson. Telephonic apologies must be followed up by a written note from parents. Notification before an absence is appreciated.
- All learners must arrive promptly for their lessons and must remain for the whole duration of the class. Class times are strictly from 3:15 – 5:15pm.
- Learners are required to provide some of their own materials, either by purchasing a kit through the PCAC or as recommended by their subject teachers. Learners are to respect and care for the materials they use.
- Appropriate clothing must be worn: we do not accept responsibility for damage to clothing and recommend that learners bring their own apron/ shirt to class. Teachers have the right to ask learners to change into more appropriate clothing.
- Learners may be requested to loan their artworks to the PCAC for exhibition purposes, either at the PCAC or in public venues.
- Learners MAY NOT smoke, drink alcohol or bring drugs onto the PCAC Campus. The principal will be notified immediately if this should happen. The learner's parents will be called and the learner possibly suspended from the PCAC for a period of time.
- All property belonging to the PCAC and others must be respected at all times. Theft will not be tolerated in the Art Centre and culprits will be severely dealt with by the authorities.
- Cell Phones must be switched off for the duration of the lesson, unless approved by the teacher. R50 fine if your phone goes off in class.
- Graffiti is unacceptable anywhere in the Art Centre or grounds, unless supervised by a teacher.
- Learner's friends and relatives may not drive and park in the school grounds. Friends are NOT allowed in the school grounds during class time and on examination days.
- Learners are not allowed unsupervised in the staff room, staff toilets, kitchen or attic.
- We expect older learners to be caring towards the young children who come to the PCAC. We will not tolerate any form of abuse, for example, foul language, shouting, physical or sexual abuse or intimidation.

Signed by Parent / Guardian:

Signed by Learner: