



**PETER CLARKE**  
ART CENTRE

# Gr 10

## ADMISSION PORTFOLIO FOR 2022



**PETER CLARKE**  
ART CENTRE



Dear Gr 9 learner

Thank you for your interest in the subjects offered by the Peter Clarke Art Centre.

To have the best chance of judging you on merit, we need to see an appropriate portfolio of your own work. The requirements for the portfolio can be found on page 5 of this document.

Right from the start, we must emphasise that the portfolio should consist of your own original art works and that nobody should help you with the interpretation or execution of the required projects. Receiving help would be unethical and therefore not acceptable. We want to test you on your own ability to interpret the instructions and the degree to which you are capable of autonomous and self-reliant problem solve.

Please comply with all the instructions appearing in this document. If, after reading the instructions carefully, you are still not clear about what is required, you can contact the art centre for clearer instruction.

All enquiries regarding administrative matters or procedures and due dates for submission should be addressed to:

[info@pcac.co.za](mailto:info@pcac.co.za) or 021 683 2720

## A. PERSONAL PARTICULARS

SURNAME	
FIRST NAME(S)	
DATE OF BIRTH	
ADDRESS	
POSTAL CODE	
TELEPHONE	
EMAIL	

## B. YOUR CHOICES

Please indicate your first choice of study by writing a "1" in the appropriate box. Indicate a second, third, fourth, fifth or sixth choice by writing a "2, 3, 4, 5 or 6" in the appropriate box. You need to complete a minimum of **THREE** portfolio tasks

<b>VISUAL ART</b>	<b>No.</b>	<b>DESIGN</b>	<b>No.</b>
DRAWING & MIXED MEDIA		SURFACE	
PAINTING & MIXED MEDIA		PRODUCT	
PHOTOGRAPHY		VISUAL COMMUNICATION	

## C. CLOSING DATE FOR SUBMISSION OF PORTFOLIO

Your portfolio must reach us on or before 5 November 2021.

## D. SOLEMN DECLARATION (every applicant is required to sign the following)

I, the undersigned, hereby solemnly declare that: To the best of my knowledge all the information supplied in this application is true and correct; and the art works are my own, unassisted, and original work.

\_\_\_\_\_

SIGNATURE

\_\_\_\_\_

PLACE

\_\_\_\_\_

DATE

## PORTFOLIO REQUIREMENTS

Please pay very careful attention to the general requirements on this page and to the relevant project requirements on the pages immediately following.

### General requirements

1. Portfolio requirements for all the subjects are the same. All applicants are required to complete all the projects for the chosen subject(s).
2. The projects integrate the necessary skills and abilities for all subjects in Visual art and Design. Each project will reveal your level of skill in all the various aspects as they pertain to the different fields and to entry level standards.
3. You must submit this booklet to the Peter Clarke Art Centre to enter Gr 10 or scan and email to: [info@pcac.co.za](mailto:info@pcac.co.za)
4. The application must include the application form, which can be downloaded from the PCAC website or acquired from the PCAC administration office plus the portfolio booklet.
5. The individual projects are explained on the pages immediately following. In the interest of submitting a strong application, make sure that you comply strictly with the requirements of the projects.
6. Please do not include any drawings that were copied or traced from photographs.

7. You may include high quality scans or photographs of 4 previous works of art at the end of the portfolio.

8. This portfolio booklet will be assessed by the relevant teacher(s) in the fields of study. They will make the best decision regarding your placement.

9. Placement: Your choice, on page 3, will be taken into consideration first, but first come, first served applies. Once your chosen class is full PCAC will revert to you 2nd or 3rd choice and so on.

### Project requirements

It should be evident from your artworks and presentation that:

1. You can solve problems independently and with self-reliance;
2. You have the required entry level competences in technical, creative, and critical problem solving both on perceptual and conceptual levels;
3. Your solutions are unique, creative, and inventive;
4. You have an aesthetic sensibility, practical intelligence, and complex spatial understanding. The above qualities outline the most important criteria for admission. The following projects encompass their potential materialisation.

## PROJECT I | VISUAL ART: DRAWING & MIXED MEDIA

### Materials needed:

2B and 6B graphite pencil

### Instructions:

1. Choose between **Task 1 OR Task 2**
2. Observe and draw shape and proportion.
3. Use tone to show light & shadow and form.
4. Explore mark-making to show texture.
5. Draw on **Pages 9 & 10**.

### TASK 1: Draw your hand



7

### TASK 2: Draw your shoes



### ASSESSMENT

Sensitivity to media and mark-making	/10
Observation and use of tone	/10
Shape and proportion	/10
Overall impression	/10
<b>TOTAL</b>	<b>/40</b>

8



## PROJECT 2 | VISUAL ART: PAINTING & MIXED MEDIA

### Materials needed:

Watercolour paints, colour pencils and brushes  
Flower or leaf from you garden

### Instructions:

1. Use the materials to paint a detailed and accurately observed botanical study of the leaf and/or flower from your garden.
2. Observe and paint shape and proportion.
3. Use colour and tone to show light and shadow and form.
4. Explore different brush marks to show texture and detail.
5. Paint on **Pages 13 & 14**.



11



ASSESSMENT		
Observation and use of tone and colour		/10
Shape and proportion		/10
Sensitivity to media and use of brush mark		/10
Overall impression		/10
<b>TOTAL</b>		<b>/40</b>

12





## PROJECT 3 | VISUAL ART: PHOTOGRAPHY

### Materials needed:

Cell phone camera  
Lighting (lamp, flashlight, etc as needed)  
Props where appropriate

### Instructions:

1. Email your photos to: [anieknieuw@gmail.com](mailto:anieknieuw@gmail.com) **OR** print your photos and paste it on **Pages 17 & 18**.

Choose **TWO** of the still-life artworks to recreate and photograph.

### Tips:

1. Display and arrange objects that are similar to those in the artworks regarding size, shape, and colour.
2. Closely observe the lighting in the artwork and replicate it.
3. Consider the composition and compose/frame your photograph appropriately.
4. Do **NOT** edit your photos.



ASSESSMENT	
Sensitivity to light and tone	/10
Attention to composition	/10
Technical skills: exposure and focus	/10
Overall impression	/10
<b>TOTAL</b>	<b>/40</b>



## PROJECT 4 | DESIGN: SURFACE DESIGN

### Materials needed:

2B and 6B graphite pencil.  
Colour pencils, paint, COPIC markers, any other colour medium.  
Different types of paper.

### Instructions:

1. Create a mandala design on **Pages 21 & 22**.
2. Include your name as a decorative component.
3. Use paper as a decorative component.
4. Use cold colours with one warm colour accent as a colour scheme.
5. Include patterns.



### ASSESSMENT

Line, colour and texture	/15
Pattern, rhythm and movement	/15
Overall impression	/10
<b>TOTAL</b>	<b>/40</b>





## PROJECT 5 | DESIGN: PRODUCT DESIGN

### Materials needed:

Magazine, wool or twine, masking tape or cello tape.


2B and 6B pencil

### Instructions:

1. Design a 3-D chair prototype from the magazine pages, wool or twine and masking tape or cello tape.
2. The chair must **NOT** be bigger than 10 x 10 x 10cm.
3. Be original in folding, crumpling or manipulating the paper.
4. Draw the chair from **three** different angles on **Pages 25 & 26**.
5. Bring the prototype chair with when you hand in the booklet.



23



### ASSESSMENT

Shape, form and proportion	/10
Observation, mark-making and use of tone	/10
Neatness and durability	/10
Overall impression	/10
<b>TOTAL</b>	<b>/40</b>

24



## PROJECT 6 | DESIGN: Visual Communication

### Materials needed:

Any colour medium

Fine liner

Pencil

### Instructions:

1. Design a new **BADGE** for a space tourism company.
2. Design a **TOTE BAG** for the space tourism company.
3. You can illustrate your rough sketches/ideas on the next page.
4. **Pages 29 & 30** are for your final design of the badge and tote bag.



27

### ASSESSMENT

Idea generation	/10
Badge: Elements & principles of design	/10
Bag: pattern, rhythm and composition	/10
Overall impression	/10
<b>TOTAL</b>	<b>/40</b>

Rough sketch/ideas

28

**Tote bag (Final design)**

**Badge (Final design)**